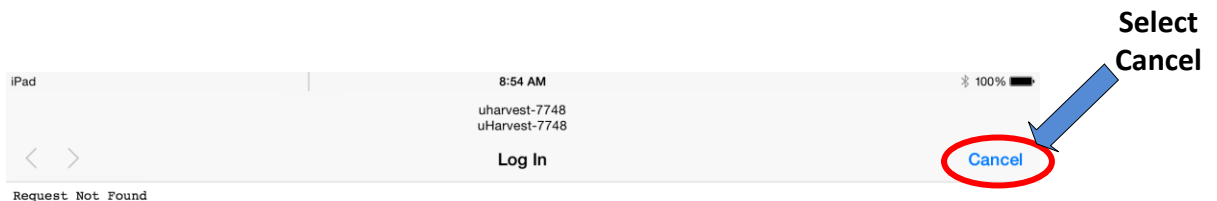


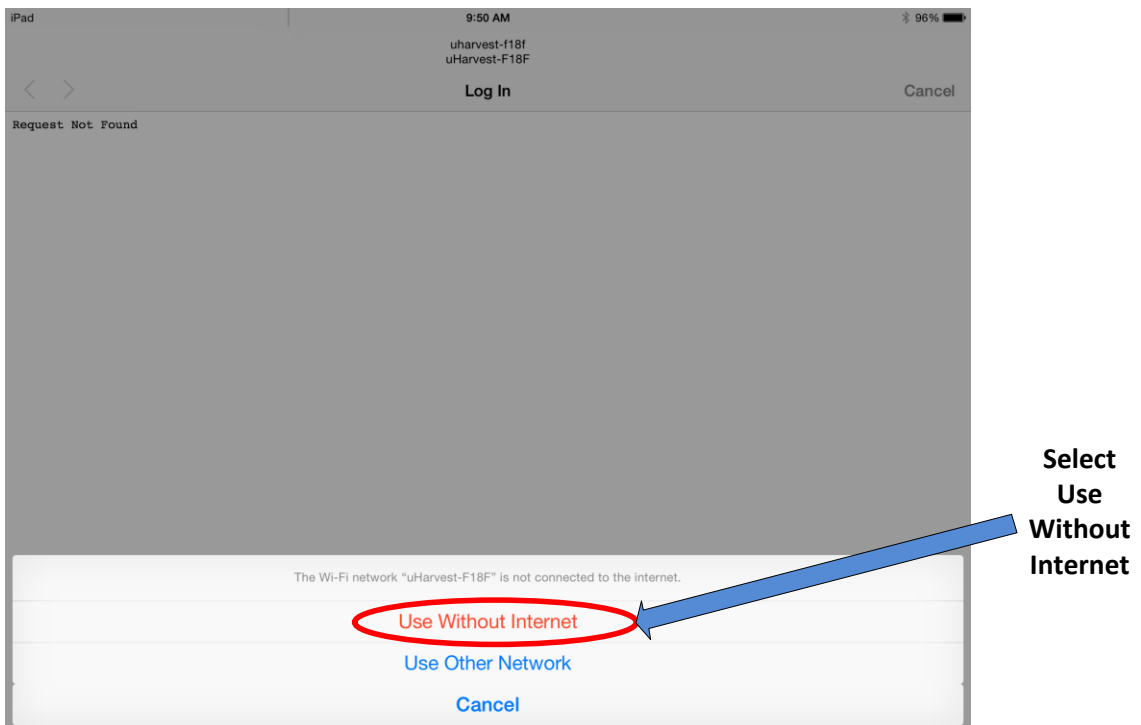
# UHarvest 1.0.5-b429 and iOS 7.1 and 7.1.1

There is a known issue with the 2013 software release UHarvest 1.0.5-b429 working with Apple iOS 7.1 and 7.1.1. Apple has implemented a new feature designed to aid in connecting to access points that redirect internet traffic. Unfortunately, that change conflicts with UHarvest. To address these issues which exist with the 2013 released UHarvest software (1.0.5-b429), complete the following steps.

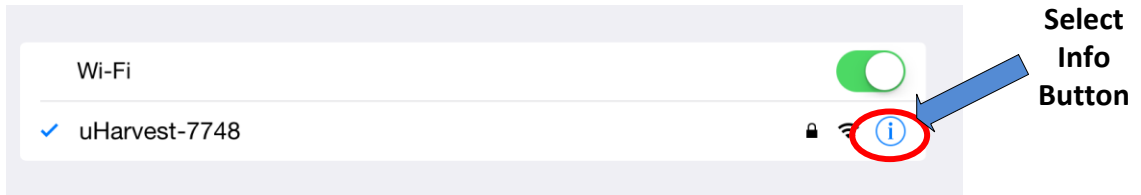
1. Select your UHarvest Processor from your Wi-Fi Access Point List
2. After selection, the Apple device will pop up the following screen where you will need to select cancel.



3. You should see the following screen pop up on the bottom of your screen. Select "Use Without Internet" as shown. If the pop up does not appear, repeat steps 1 and 2 as this seems to occur ~25% of the time and is an Apple iOS issue.



- To prevent this from reoccurring, return to your Wi-Fi Settings and select the information icon for your UHarvest Processor.



- Disable the Auto-Login Feature

## Disable Auto Login

